





## QC report

Top scoring motifs for Assay 13486

Protein ID: pTH14206.2 Gene: ZC3H8 Domain: zf-CCCH Flag: Passed Array: 1M-HK

8 mer E-scores for probeset 'all'			8 mer Z-scores for probeset 'all'		
Forward:		Reverse:	Forward:		Reverse:
					
Top 10	Scores	Alignment	Top 10	Scores	Alignment
ACAAAATA	0.46516	--ACAAAATA--	AATATATT	4.83044	--AATATATT--
AATATATT	0.46407	--AATATATT--	ACAAAATA	4.10480	ACAAAATA---
AATAAATT	0.45592	--AATAAATT--	GATTAATA	3.82494	--GATTAATA--
GATTAATA	0.44911	--GATTAATA--	TATTATAA	3.75177	-TATTATAA--
ATAGTTTA	0.44322	----TAAACTAT	ACATTACT	3.74529	--ACATTACT--
ATGTATTA	0.44051	-TAATACAT---	AACGTATT	3.71531	--AACGTATT--
GATTTATA	0.44001	--TATAAATC--	AATAAATT	3.69631	--AATAAATT--
ATATATTG	0.43561	---ATATATTG-	AGCATATA	3.69586	--AGCATATA--
AACGTATT	0.43187	--AATACGTT--	GTAATACA	3.63822	GTAATACA---
GTAATACA	0.42949	GTAATACA----	ATATATTG	3.58151	---ATATATTG