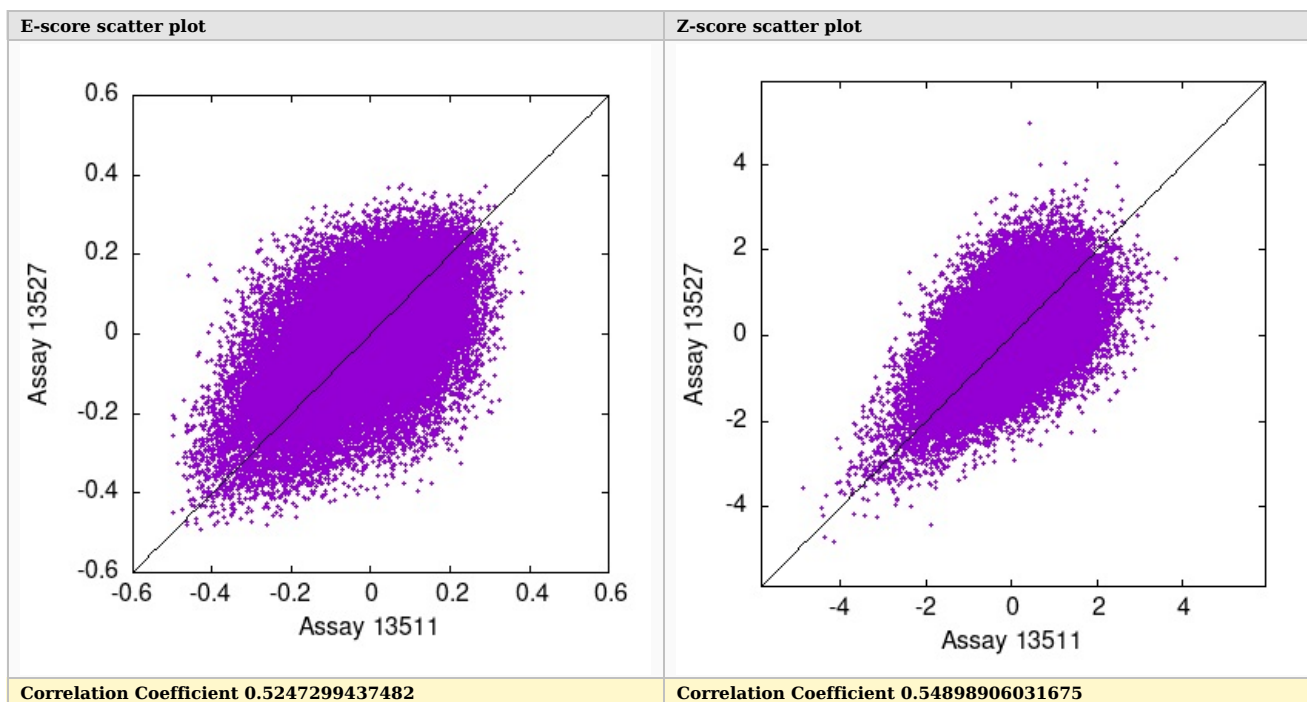


QC report



Top scoring motifs for Assay 13511


Protein ID: pTH14241.1 Gene: ADNP2.DBD.1 Domain: Homeobox Flag: Reject Array: 1M-ME

8 mer E-scores for probeset 'all'



Top 10	Scores	Alignment
CAGAAACA	0.38405	CAGAAACA---
GTACTTAA	0.37672	-GTACTTAA--
ACAAATAA	0.37080	-ACAAATAA--
TAACGAAA	0.36236	--TAACGAAA-
ATTATCTG	0.35296	--CAGATAAT-
ATGTATAA	0.34681	-ATGTATAA--
GATGAGTA	0.34025	GATGAGTA---
ACAGAACT	0.33979	-ACAGAACT--
ACAGTAAT	0.33797	-ACAGTAAT--
CGTTAATA	0.33654	---TATTAACG

8 mer Z-scores for probeset 'all'



Top 10	Scores	Alignment
ATACAACA	3.85240	--ATACAACA---
ATGTATAA	3.56877	TTATACAT----
ATGGTTTA	3.40301	---TAAACCAT--
GTAATGGA	3.28268	---TCCATTAC--
AAATTAAG	3.24984	----AAATTAAG-
AAGAATAA	3.23054	---AAGAATAA--
CAGAAACA	3.21385	-----CAGAAACA
TAACGAAA	3.19964	---TAACGAAA--
TACATAAA	3.15980	---TACATAAA--
ACAACATAT	3.15965	---ACAACATAT-

Top scoring motifs for Assay 13527

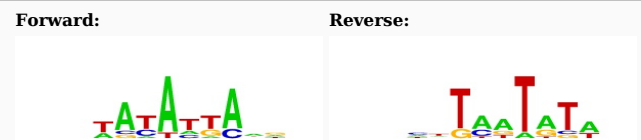
Protein ID: pTH14241.2 Gene: ADNP2.DBD.1 Domain: Homeobox Flag: Reject Array: 1M-HK

8 mer E-scores for probeset 'all'



Top 10	Scores	Alignment
ACAGTAGA	0.37383	-----ACAGTAGA
ATATTAAG	0.37221	--ATATTAAG----
ATTATAAT	0.36654	--ATTATAAT----
GACAAACA	0.36596	-GACAAACA-----
ACAAACAG	0.36358	--ACAAACAG-----
TACGCGTA	0.35761	-TACGCGTA-----
AAAACCTTA	0.35589	---AAAACCTTA---
ACAGCATA	0.35175	-----ACAGCATA
ATACAAAT	0.35020	ATACAAAT-----
ATTCACAG	0.34918	--ATTCACAG----

8 mer Z-scores for probeset 'all'



Top 10	Scores	Alignment
ATTATAAT	4.94634	--ATTATAAT-
ATATTAAG	4.04129	--ATATTAAG-
ACAAACAG	4.03452	--ACAAACAG-
ATATGAGA	3.97196	--ATATGAGA-
CTGTATTA	3.63147	CTGTATTA---
AACACTAA	3.50674	-AACACTAA--
ATAATGTA	3.50137	-TACATTAT--
ATACTACA	3.42207	--ATACTACA-
CAATGATG	3.38134	---CAATGATG-
TATGCATA	3.37304	---TATGCATA