





## QC report

Top scoring motifs for Assay 13597

Protein ID: pTH14294.1 Gene: CSRN2.FL Domain: Unknown Flag: Reject Array: 1M-ME

8 mer E-scores for probeset 'all'			8 mer Z-scores for probeset 'all'		
Forward:		Reverse:	Forward:		Reverse:
					
Top 10	Scores	Alignment	Top 10	Scores	Alignment
ACAACAAT	0.40450	--ATTGTTGT-	ACAACAAT	4.90080	-----ACAACAAT-
AATTTGTA	0.39299	-AATTTGTA--	GCAACAAA	4.75700	---GCAACAAA---
ACATATGT	0.38762	ACATATGT---	AATGCATT	4.35972	-----AATGCATT-
GCAACAAA	0.38756	---TTTGTTGC	AACATGTT	4.33108	-----AACATGTT-
ATATTGTA	0.38659	-ATATTGTA--	ACATATGT	4.32907	-----ACATATGT
TCTTAAGA	0.38361	-TCTTAAGA--	ATATTGTA	4.25487	----TACAATAT--
AAGTACTT	0.37716	-AAGTACTT--	GTTGCAAC	4.24138	GTTGCAAC-----
AACATGTT	0.37436	-AACATGTT--	AACACATA	4.22422	-----AACACATA-
ACGATCGT	0.37240	ACGATCGT---	AAGTACTT	4.17674	----AAGTACTT--
AACACATA	0.36963	-TATGTGTT--	ATGACACA	4.03915	-----ATGACACA-