





QC report

Top scoring motifs for Assay 13613

Protein ID: pTH14294.2 Gene: CSRN2P2.FL Domain: Unknown Flag: Reject Array: 1M-HK

8 mer E-scores for probeset 'all'			8 mer Z-scores for probeset 'all'		
Forward:		Reverse:	Forward:		Reverse:
					
Top 10	Scores	Alignment	Top 10	Scores	Alignment
TATTAATA	0.43712	TATTAATA--	TATTAATA	4.70461	--TATTAATA--
GTACAGTA	0.39875	-TACTGTAC-	TACACACA	3.97835	--TGTGTGTA--
GATTTGTA	0.38999	GATTTGTA--	AATGCATT	3.95683	----AATGCATT
TGTGTAA	0.38567	--TGTGTAA	TGTTAACA	3.93464	--TGTTAACA--
GATATGTA	0.38443	GATATGTA--	AAAAATTT	3.75306	AAAAATTT----
GTTGTTGA	0.38394	GTTGTTGA--	GATTTGTA	3.71316	--GATTTGTA--
TGTTAACA	0.37485	TGTTAACA--	AACGTTTC	3.60787	--AACGTTTC--
ATACAAAT	0.37222	-ATTTGTAT-	ATATCACA	3.60773	----TGTGATAT
TACACACA	0.37200	TGTGTGTA--	GTCATGAC	3.60634	-GTCATGAC---
GTAACGTA	0.37044	GTAACGTA--	TATTTGCA	3.58109	--TATTTGCA--