





QC report

Top scoring motifs for Assay 13650

Protein ID: pTH14256.2 Gene: HSFX2.FL Domain: HSF_DNA-bind Flag: Reject Array: 1M-HK

8 mer E-scores for probeset 'all'			8 mer Z-scores for probeset 'all'		
Forward:		Reverse:	Forward:		Reverse:
					
Top 10	Scores	Alignment	Top 10	Scores	Alignment
AGAATTCT	0.40317	AGAATTCT---	AGAATTCT	5.24820	---AGAATTCT---
TACGCGTA	0.38324	--TACGCGTA-	TACGCGTA	3.79107	---TACGCGTA---
CATTGTTA	0.37510	--CATTGTTA-	CGCAACAA	3.76011	-----TTGTTGCG
CTTATAAG	0.36349	---CTTATAAG	TCGCGCGA	3.65025	TCGCGCGA-----
ATATTAAG	0.35894	---ATATTAAG	CGATAACA	3.63964	---CGATAACA---
ACCAATTG	0.35143	-CAATTGGT--	ATATCACA	3.63170	-TGTGATAT-----
CAGCGCTG	0.34937	--CAGCGCTG-	TTCATGAA	3.56620	----TTCATGAA--
TATTAATA	0.34856	--TATTAATA-	AAACGTTT	3.55838	-----AAACGTTT--
GCACAAAA	0.34651	--TTTTGCGC-	GATATGTA	3.51899	----GATATGTA---
TTTATAAA	0.34544	---TTTATAAA	GTATACTA	3.49467	-----TAGTATAC--