





QC report

Top scoring motifs for Assay 13703

Protein ID: pTH14238.1 Gene: HMGN3.FL Domain: HMG_box Flag: Reject Array: 1M-ME

8 mer E-scores for probeset 'all'			8 mer Z-scores for probeset 'all'		
Forward:		Reverse:	Forward:		Reverse:
					
Top 10	Scores	Alignment	Top 10	Scores	Alignment
ATGTACAT	0.38723	ATGTACAT-----	TTGTACAA	4.15960	TTGTACAA----
AAAATTGT	0.38051	----ACAATTTT-	TATAAATA	3.96083	--TATAAATA-
CAATTTCA	0.37610	-----CAATTTCA	AATATTCT	3.72387	----AGAAATT
TATACAAA	0.36378	-TATACAAA----	GTACTATA	3.68121	--TATAGTAC-
TTTGCAAA	0.36257	-TTTGCAAA----	CTGTATAC	3.65920	CTGTATAC----
GTATAATA	0.36199	--GTATAATA---	GAATATTC	3.65724	--GAATATTC--
TGTACAAA	0.36158	-TGTACAAA----	ATAATGCA	3.62860	----ATAATGCA
ATGTTAAC	0.36102	ATGTTAAC-----	TTTGCAAA	3.61794	--TTTGCAAA--
AATTTGTA	0.35626	---TACAAATT--	GTTACATA	3.61158	--GTTACATA--
TTGTACAA	0.35611	TTGTACAA-----	GTATAATA	3.61059	--GTATAATA--