





QC report

Top scoring motifs for Assay 13713

Protein ID: pTH13941.2 Gene: POGK.DBD Domain: BrkDBD Flag: Reject Array: 1M-HK

8 mer E-scores for probeset 'all'			8 mer Z-scores for probeset 'all'		
Forward:		Reverse:	Forward:		Reverse:
					
Top 10	Scores	Alignment	Top 10	Scores	Alignment
CATTATAG	0.38556	CTATAATG---	CGTTATAA	4.08037	----CGTTATAA-
TATAACGA	0.37921	-TATAACGA--	AACGTTGC	3.64894	GCAACGTT----
CGTTATAA	0.35312	TTATAACG---	GTTATAAC	3.64726	-----GTTATAAC
TTTCGAAA	0.34830	---TTTCGAAA	CTACATTA	3.43464	----CTACATTA-
ACATTACT	0.34643	ACATTACT---	ATTATATG	3.42562	-----ATTATATG
ATGTAACA	0.34424	ATGTAACA---	TATAACGA	3.39120	---TCGTTATA--
ACGTATTG	0.34250	-CAATACGT--	TAGCGATA	3.38126	-TATCGCTA----
TTCGAAAA	0.34190	--TTTTCGAA-	AGAGATAT	3.37200	----AGAGATAT-
AGAGATAT	0.34113	--ATATCTCT-	GTCCTAAC	3.36642	-----GTCCTAAC
ACTATTTA	0.33923	-TAAATAGT--	CAACGTTG	3.35584	-CAACGTTG----