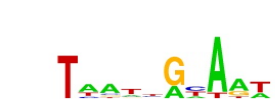





QC report

Top scoring motifs for Assay 13746

Protein ID: pTH14316.2 Gene: PLSCR1.FL Domain: Unknown Flag: Reject Array: 1M-HK

8 mer E-scores for probeset 'all'			8 mer Z-scores for probeset 'all'		
Forward:		Reverse:	Forward:		Reverse:
					
Top 10	Scores	Alignment	Top 10	Scores	Alignment
ATTGCAAT	0.39568	--ATTGCAAT-	TATAAGCA	3.76826	--TATAAGCA-
TATTAATA	0.38931	-TATTAATA--	GTATAAAC	3.75934	-GTATAAAC--
TACGCGTA	0.38371	TACGCGTA---	ATTGCAAT	3.65482	---ATTGCAAT
TATAAGCA	0.37926	TATAAGCA---	CTTGCAAG	3.58959	CTTGCAAG---
AGTTGCAG	0.36014	-AGTTGCAG--	GTATACGA	3.56241	-GTATACGA--
AACGTAAT	0.35932	--AACGTAAT-	TAATAATA	3.52885	--TATTATTA-
GTATACGA	0.35733	---TCGTATAC	TATTAATA	3.52446	--TATTAATA-
TACGAAAA	0.35332	-TACGAAAA--	GAAGTGTA	3.37785	--GAAGTGTA-
AATTGCAA	0.35213	-AATTGCAA--	CGCAACAA	3.32868	--CGCAACAA-
CATTATAG	0.34490	-CATTATAG--	CGTATACG	3.27290	CGTATACG---