





QC report

Top scoring motifs for Assay 13754

Protein ID: pTH14327.1 Gene: SMYD3.FL Domain: Unknown Flag: Reject Array: 1M-ME

| 8 mer E-scores for probeset 'all' | | | 8 mer Z-scores for probeset 'all' | | |
|---|---------|---|--|---------|---|
| Forward: | | Reverse: | Forward: | | Reverse: |
|  | |  |  | |  |
| Top 10 | Scores | Alignment | Top 10 | Scores | Alignment |
| AAACACAC | 0.33141 | --AAACACAC-- | TATAAATA | 5.25624 | ---TATAAATA |
| ACTCAGAT | 0.33114 | ATCTGAGT--- | AATTCGAA | 5.06356 | --AATTCGAA- |
| ATAAATAA | 0.33083 | --ATAAATAA-- | CCAAACAC | 4.88065 | CCAAACAC--- |
| TATATGGA | 0.32841 | -TATATGGA-- | AAAGAAAG | 4.59503 | --AAAGAAAG- |
| CCAAACAC | 0.32547 | --CCAAACAC-- | AAATCAAC | 4.43538 | ---AAATCAAC- |
| GTATAATA | 0.32489 | GTATAATA--- | GAATATTC | 4.43318 | --GAATATTC- |
| AATTCGAA | 0.32350 | -TTCGAATT--- | CATGATAA | 4.41903 | --CATGATAA- |
| TATAAATA | 0.32313 | -TATAAATA-- | AACGATGG | 4.40070 | --AACGATGG- |
| CATAATTC | 0.31639 | -CATAATTC-- | TAACGAAA | 4.36197 | -TAACGAAA-- |
| AAATCAAC | 0.31575 | ----AAATCAAC | AATATATC | 4.34617 | ---AATATATC |