





QC report

Top scoring motifs for Assay 13758

Protein ID: pTH14332.1 Gene: THYN1.FL Domain: Unknown Flag: Reject Array: 1M-ME

8 mer E-scores for probeset 'all'			8 mer Z-scores for probeset 'all'		
Forward:		Reverse:	Forward:		Reverse:
					
Top 10	Scores	Alignment	Top 10	Scores	Alignment
ACCAATAC	0.34613	-ACCAATAC-	CAACATA	5.55790	--CAAACATA
CTCTTCGC	0.33938	-GCGAAGAG-	CAAGAGTG	5.44872	--CAAGAGTG
CAAGAGTG	0.32975	--CAAGAGTG	ACCAATAC	5.38077	-ACCAATAC-
CCAAATGA	0.32592	-CCAAATGA-	ACGGACGA	4.85025	-ACGGACGA-
ACACACAG	0.32579	-ACACACAG-	TATAAATA	4.74347	TATAAATA--
TATAAATA	0.32237	TATAAATA--	ACAAATAT	4.71958	-ACAAATAT-
AATATACC	0.32154	--AATATACC	CATTAATC	4.59971	--CATTAATC
ATTGTTTC	0.31994	--GAAACAAT	CATCGATA	4.51551	--CATCGATA
ACTAAAAG	0.31757	-ACTAAAAG-	ATAATCTC	4.49304	--ATAATCTC
ACAAATAC	0.31638	-ACAAATAC-	AGAAATTA	4.48312	-AGAAATTA-