





QC report

Top scoring motifs for Assay 13762

Protein ID: pTH14338.1 Gene: SP140.DBD Domain: SAND Flag: Reject Array: 1M-ME

8 mer E-scores for probeset 'all'			8 mer Z-scores for probeset 'all'		
Forward:		Reverse:	Forward:		Reverse:
					
Top 10	Scores	Alignment	Top 10	Scores	Alignment
ATTACGAC	0.43494	--ATTACGAC--	ATTACGAC	6.49865	--ATTACGAC--
TAACGACA	0.43221	---TAACGACA	TGTCGTAA	6.16380	---TTACGACA-
TGTCGTAA	0.42967	---TTACGACA	CGTAATAA	6.10564	TTATTACG----
CGTTATAA	0.42952	TTATAACG---	CGTACGTA	5.97444	----TACGTACG
TATTACGA	0.42323	-TATTACGA--	CGCGCGCG	5.95745	--CGCGCGCG--
ATATTCCG	0.42259	ATATTCCG---	CAATTACG	5.79850	CAATTACG----
AATTACGA	0.42250	-AATTACGA--	TTACGTAA	5.76393	---TTACGTAA-
CGTAATAA	0.42146	TTATTACG---	TAACGACA	5.67223	---TAACGACA-
CAATTACG	0.42124	CAATTACG---	ATATTCCG	5.63844	ATATTCCG----
ACGTACGT	0.42046	-ACGTACGT--	ACGTACGT	5.50672	-ACGTACGT---