





## QC report

Top scoring motifs for Assay 13767

Protein ID: pTH14315.1 Gene: PHF19.DBD Domain: Unknown Flag: Reject Array: 1M-ME

8 mer E-scores for probeset 'all'			8 mer Z-scores for probeset 'all'		
Forward:		Reverse:	Forward:		Reverse:
					
Top 10	Scores	Alignment	Top 10	Scores	Alignment
CTCTAATC	0.35148	-----CTCTAATC	AGGTGATA	5.46450	AGGTGATA-----
CCCGCCCA	0.34606	---CCCGCCCA--	CAGAAACA	5.31959	---CAGAAACA--
GCCCGCCC	0.34039	--GCCCGCCC--	TATAAATA	4.94735	---TATAAATA--
CGAGAGAA	0.34020	---CGAGAGAA--	TATACAGA	4.94699	---TATACAGA--
CCCACCCA	0.34019	---CCCACCCA--	TATACAAA	4.80601	---TATACAAA--
AGGTGATA	0.33791	--TATCACCT---	ACATACAA	4.75498	---ACATACAA--
ACCCGCCC	0.33584	--ACCCGCCC---	TGTTGTAA	4.64043	-----TTACAACA
CAGAAACA	0.33238	---CAGAAACA--	ATAAAAAA	4.62691	-----ATAAAAAA
AATATCAC	0.32856	AATATCAC-----	TTAAATAA	4.50810	---TTAAATAA--
TATACAGA	0.32089	---TATACAGA--	ATGTGAAC	4.42463	-----ATGTGAAC