





QC report

Top scoring motifs for Assay 13783

Protein ID: pTH14315.2 Gene: PHF19.DBD Domain: Unknown Flag: Reject Array: 1M-HK

8 mer E-scores for probeset 'all'			8 mer Z-scores for probeset 'all'		
Forward:		Reverse:	Forward:		Reverse:
					
Top 10	Scores	Alignment	Top 10	Scores	Alignment
CTGTCTTA	0.37682	-CTGTCTTA----	CATATATG	6.07602	--CATATATG-
AAGCGCTT	0.36684	---AAGCGCTT--	AATTTAAA	5.98252	AATTTAAA---
TCGCGCGA	0.35875	-----TCGCGCGA	GTGTACAC	5.44866	-GTGTACAC--
GTGTACAC	0.35273	---GTGTACAC--	GTATACAC	5.14678	-GTATACAC--
TATTTGCA	0.34865	--TATTTGCA---	TACACACA	5.14665	--TACACACA-
AATTTAAA	0.34405	--AATTTAAA---	TATTATCA	5.01862	--TATTATCA-
CATATAAG	0.34307	CTTATATG----	GCAATTCA	4.84028	GCAATTCA---
TGTTAACA	0.34207	--TGTTAACA---	AAGCGCTT	4.77448	---AAGCGCTT
GATATGTA	0.34056	--GATATGTA---	ATTATAAT	4.76578	ATTATAAT---
ATAATGTA	0.33538	--ATAATGTA---	TGTATTAA	4.74523	TGTATTAA---