





QC report

Top scoring motifs for Assay 13827

Protein ID: pTH13935.1 Gene: NCOA1.DBD Domain: HLH Flag: Reject Array: 1M-ME

8 mer E-scores for probeset 'all'			8 mer Z-scores for probeset 'all'		
Forward:		Reverse:	Forward:		Reverse:
					
Top 10	Scores	Alignment	Top 10	Scores	Alignment
ATACAACA	0.36117	---TGTTGTAT--	AGTAATAT	6.08588	-AGTAATAT--
ATCATTTA	0.34705	-TAAATGAT----	ACTATAAT	5.61782	-ACTATAAT--
AACATTTA	0.34580	-----TAATAGTT	ATACAACA	5.56772	--ATACAACA-
TATAATAA	0.34451	----TTATTATA-	AATAACAG	4.97175	--CTGTTATT-
TATTACAA	0.34425	--TTGTAATA---	TCTATAGA	4.94105	-TCTATAGA--
AAGGTTTA	0.34232	--AAGGTTTA---	AAGGTTTA	4.77105	---TAAACCTT
TTACAGAA	0.33450	TTCTGTAA-----	ATGTAGAC	4.73405	GTCTACAT---
AATTTTCC	0.33352	----GGAAAATT-	CTCTAATC	4.61618	--CTCTAATC-
ACTATAAT	0.33326	---ACTATAAT--	ATGAGTAC	4.60839	-ATGAGTAC--
AGTAATAT	0.33207	---AGTAATAT--	AGATTAAA	4.54668	---TTTAATCT