





## QC report

Top scoring motifs for Assay 13828

Protein ID: pTH13936.1 Gene: NCOA2.DBD Domain: HLH Flag: Reject Array: 1M-ME

8 mer E-scores for probeset 'all'			8 mer Z-scores for probeset 'all'		
Forward:		Reverse:	Forward:		Reverse:
					
Top 10	Scores	Alignment	Top 10	Scores	Alignment
GATACAAA	0.41388	-GATACAAA---	TTAATGAA	5.18643	-TTAATGAA--
ATACAAAA	0.37721	--ATACAAAA--	CCAACACA	5.16507	-CCAACACA--
CATAATAC	0.35234	---CATAATAC--	AAAAAATA	5.12817	-AAAAAATA--
AACGACAA	0.34759	--AACGACAA--	ATGTTAAT	5.11383	-ATGTTAAT--
ATACCGAT	0.34615	--ATACCGAT--	ACTATCAA	5.07028	-ACTATCAA--
AAATTATT	0.34330	---AATAATTT--	TAATCACA	4.92439	--TAATCACA-
CCAACACA	0.33596	----CCAACACA-	TATACCAA	4.84088	TATACCAA---
CAATTACG	0.33535	-----CAATTACG	ACTACACT	4.75632	---ACTACACT
ACATACAA	0.33502	ACATACAA-----	ATAATAAA	4.75258	-ATAATAAA--
AACAATAG	0.33496	---AACAATAG--	GTCATGAC	4.73981	-GTCATGAC--