





QC report

Top scoring motifs for Assay 13844

Protein ID: pTH13936.2 Gene: NCOA2.DBD Domain: HLH Flag: Reject Array: 1M-HK

8 mer E-scores for probeset 'all'			8 mer Z-scores for probeset 'all'		
Forward:		Reverse:	Forward:		Reverse:
					
Top 10	Scores	Alignment	Top 10	Scores	Alignment
ACTAATTA	0.40115	----ACTAATTA	TATGCATA	4.32476	TATGCATA-
TATGCATA	0.39993	-TATGCATA--	ACTAATTA	3.95268	ACTAATTA-
CAGTACTG	0.37309	CAGTACTG----	TATTATAA	3.91359	TATTATAA-
ACATAGAC	0.37245	----ACATAGAC	ATACATAT	3.69752	-ATACATAT
TATTATAA	0.36902	--TATTATAA--	TATTCGCA	3.55871	TATTCGCA-
CATAGACA	0.36895	-CATAGACA---	ATGCGCAT	3.40380	-ATGCGCAT
ATACATAT	0.36535	--ATACATAT--	ATTATTAC	3.38307	-ATTATTAC
AGACATAC	0.35751	--AGACATAC--	TATAACGA	3.36279	TATAACGA-
ATGAATTG	0.35352	CAATTCAT----	ACAGCATA	3.35070	ACAGCATA-
ACGTATTG	0.35060	----ACGTATTG	GTACATTA	3.32909	-GTACATTA