





## QC report

Top scoring motifs for Assay 13847

Protein ID: pTH13939.2 Gene: SOHLH1 Domain: HLH Flag: Reject Array: 1M-HK

8 mer E-scores for probeset 'all'			8 mer Z-scores for probeset 'all'		
Forward:		Reverse:	Forward:		Reverse:
					
Top 10	Scores	Alignment	Top 10	Scores	Alignment
GTTTAAAC	0.39052	-GTTTAAAC----	TATGCATA	4.06605	--TATGCATA--
TACAATCA	0.37196	--TACAATCA--	CAAACACTAC	3.45657	---CAAACACTAC--
GAATATTC	0.36837	-GAATATTC----	ATGCGCAT	3.40873	---ATGCGCAT--
CAGATAAC	0.36671	---CAGATAAC--	ATACATAT	3.40522	---ATACATAT--
AATCAATT	0.36460	-----AATCAATT	TACAATCA	3.40389	-----TACAATCA
AAC TTATT	0.36330	-----AATAAGTT	ATCATACA	3.31948	ATCATACA-----
AGTTAACT	0.36153	--AGTTAACT---	AATATATT	3.30180	----AATATATT
ACAAATCA	0.35938	--ACAAATCA---	TATATGCA	3.30124	----TGATATA
CACATATA	0.35418	-CACATATA----	AATTGGTA	3.28038	----TACCAATT
ATTTGTTA	0.35384	TAACAAAT-----	ATTTGTTA	3.14766	--TAACAAAT--