





QC report

Top scoring motifs for Assay 13878

Protein ID: pTH14269.2 Gene: MTERF3.DBD Domain: mTERF Flag: Reject Array: 1M-HK

8 mer E-scores for probeset 'all'			8 mer Z-scores for probeset 'all'		
Forward:		Reverse:	Forward:		Reverse:
					
Top 10	Scores	Alignment	Top 10	Scores	Alignment
AAGCCTCC	0.32809	---AAGCCTCC---	ACGTGTTC	5.66063	--ACGTGTTC---
CCAAGAAC	0.32526	--CCAAGAAC----	AGGCGCTA	4.96826	--AGGCGCTA---
ATTGGGTC	0.32415	-----GACCCAAT--	GCCTGTCA	4.96435	--GCCTGTCA---
GGCGAAGA	0.32272	-----GGCGAAGA--	AAGCCTCC	4.66951	--AAGCCTCC---
GCCTGTCA	0.32048	TGACAGGC-----	ATCAAAAT	4.50107	----ATTTTGAT--
AGGCGCTA	0.31532	-----AGGCGCTA--	TCTTTACA	4.41432	-----TGTAAGA-
GACGCTCC	0.31247	-----GACGCTCC--	CAGTCAGG	4.41358	---CCTGACTG---
CACTGTCT	0.30580	-----CACTGTCT--	CTCAGAAC	4.35677	-----GTTCTGAG
CATTAATG	0.30425	-----CATTAATG--	ACACGTAT	4.30164	ATACGTGT-----
ACGTGTTC	0.30423	----ACGTGTTC---	CGAGTTGC	4.29085	--CGAGTTGC---