





QC report

Top scoring motifs for Assay 13879

Protein ID: pTH14270.2 Gene: MTERF4.FL Domain: mTERF Flag: Reject Array: 1M-HK

8 mer E-scores for probeset 'all'			8 mer Z-scores for probeset 'all'		
Forward:		Reverse:	Forward:		Reverse:
					
Top 10	Scores	Alignment	Top 10	Scores	Alignment
CCAGTTCG	0.35701	-CCAGTTCG-----	ATCTTGTA	4.79555	-TACAAGAT--
AATACCCA	0.32037	---AATACCCA----	TTTTAAAA	4.71789	--TTTTAAAA--
AGTCCCA	0.31403	---AGTCCCA----	AAATGACC	4.69167	--AAATGACC--
AAGCCTCC	0.31266	--AAGCCTCC-----	CTATCAAA	4.46737	---TTTGATAG
ACCATGGT	0.31073	-----ACCATGGT	TTCCGGAA	4.29608	-TTCCGGAA--
AAGAGCAG	0.30776	--AAGAGCAG-----	AATTGACG	4.25863	--AATTGACG--
ATCTTGTA	0.29895	----TACAAGAT---	AGATATCT	4.17132	---AGATATCT
CTCGGTCC	0.29827	CTCGGTCC-----	CCAGTTCG	4.09464	CGAACTGG--
CGAGCTCA	0.29697	---CGAGCTCA----	AACTGATC	3.96850	--AACTGATC--
CCCTGAGG	0.29553	-----CCTCAGGG-	AACCATCT	3.91567	---AACCATCT