





QC report

Top scoring motifs for Assay 13883

Protein ID: pTH14280.1 Gene: MYRFL Domain: NDT80_PhoG Flag: Reject Array: 1M-ME

| 8 mer E-scores for probeset 'all' | | | 8 mer Z-scores for probeset 'all' | | |
|--|---------|---|--|---------|---|
| Forward: | | Reverse: | Forward: | | Reverse: |
|  | |  |  | |  |
| Top 10 | Scores | Alignment | Top 10 | Scores | Alignment |
| CGAGAGAA | 0.35033 | --CGAGAGAA-- | GGAAAAAA | 6.14661 | --GGAAAAAA-- |
| ACGTGAAG | 0.34924 | -ACGTGAAG-- | ACGTGAAG | 5.14792 | ACGTGAAG---- |
| TATAAATA | 0.33662 | --TATAAATA-- | TATAAATA | 5.10105 | -TATAAATA--- |
| GGAAAAAA | 0.33421 | --GGAAAAAA-- | AAATAGAA | 4.89436 | ----AAATAGAA |
| CCCGCCCA | 0.33351 | CCCGCCCA-- | AATAATGC | 4.63125 | GCATTATT---- |
| ATAATAAA | 0.32780 | --ATAATAAA-- | TAAGTGTA | 4.60993 | -TACACTTA--- |
| CAAATTAC | 0.32357 | ---CAAATTAC | CGTACATC | 4.41934 | -CGTACATC--- |
| AGGTGATA | 0.32193 | -AGGTGATA-- | GTATAATA | 4.41234 | GTATAATA---- |
| GGGATCAA | 0.32029 | --GGGATCAA-- | ATGTACGA | 4.40290 | TCGTACAT---- |
| GTATAATA | 0.31633 | --GTATAATA-- | TCGATCGA | 4.36137 | -TCGATCGA--- |