





QC report

Top scoring motifs for Assay 13888

Protein ID: pTH14339.1 Gene: SP140L.FL Domain: SAND Flag: Reject Array: 1M-ME

8 mer E-scores for probeset 'all'			8 mer Z-scores for probeset 'all'		
Forward:		Reverse:	Forward:		Reverse:
					
Top 10	Scores	Alignment	Top 10	Scores	Alignment
GACGTGAA	0.41810	--GACGTGAA---	GACGTGAA	10.56695	-TTCACGTC--
ATTACGTA	0.41640	--TACGTAAT---	TTACGTAA	9.58182	--TTACGTAA--
TTACGTAA	0.41570	-TTACGTAA----	TGACGTAA	8.78494	--TGACGTAA--
CCCGCCCA	0.41116	TGGGCGGG----	GAATATTC	8.77192	GAATATTC---
ACCGCCCC	0.40557	-GGGCGGGT----	ATTACGTA	8.15988	-ATTACGTA--
ACGTGAAG	0.39032	---ACGTGAAG--	ATAACGTA	7.37952	-ATAACGTA--
ATAACGTA	0.38879	--TACGTTAT---	CGTACGTC	7.01994	---GACGTACG
TGACGTAA	0.38615	-TGACGTAA----	ATACGTAA	7.01319	--TTACGTAT--
ACGTACAC	0.38557	---ACGTACAC--	TAAACGTA	6.87609	---TACGTTTA
ACCTCTCC	0.37487	-----GGGAGGGT	ATCGCGAA	6.82400	-ATCGCGAA--