





QC report

Top scoring motifs for Assay 13889

Protein ID: pTH14341.1 Gene: TBPL1.FL Domain: TBP Flag: Reject Array: 1M-ME

8 mer E-scores for probeset 'all'			8 mer Z-scores for probeset 'all'		
Forward:		Reverse:	Forward:		Reverse:
					
Top 10	Scores	Alignment	Top 10	Scores	Alignment
CTCTAATC	0.38457	---CTCTAATC-	TATAAATA	7.26097	-TATAAATA----
TATAAATA	0.36997	TATAAATA----	AATATCAC	5.50060	-----AATATCAC
ATAAATAA	0.33881	-ATAAATAA----	AGGTGATA	5.42547	-TATCACCT-----
AATAAGTG	0.33557	----AATAAGTG	ATAAAAAA	5.39052	--ATAAAAAA----
AAGCAGAA	0.32875	-AAGCAGAA----	ATTTGTGG	5.38122	CCACAAAT-----
GATATAAA	0.32809	--GATATAAA--	TATACAAA	5.37470	-TATACAAA-----
ATAAAAAA	0.32797	-ATAAAAAA----	ATAAATAA	5.33260	--ATAAATAA----
CCAACGAA	0.32762	-CCAACGAA----	CTCTAATC	5.16300	CTCTAATC-----
AATATAGT	0.32179	--AATATAGT--	ATAATATA	5.10418	-ATAATATA-----
ACAAATAC	0.32159	-ACAAATAC----	ATTTTGAC	4.64555	GTCAAAAT-----