





## QC report

Top scoring motifs for Assay 13892

Protein ID: pTH14344.1 Gene: THAP11.FL Domain: THAP Flag: Reject Array: 1M-ME

8 mer E-scores for probeset 'all'			8 mer Z-scores for probeset 'all'		
Forward:		Reverse:	Forward:		Reverse:
					
Top 10	Scores	Alignment	Top 10	Scores	Alignment
ACAAATAC	0.36677	--ACAAATAC-	ATAATAAA	5.48350	--TTTATTAT--
ATAATAAA	0.34267	--ATAATAAA-	ACAAATAC	5.47813	--GTATTGTG-
GCCCAGCA	0.33712	-GCCCAGCA--	GATCGATA	5.44262	----TATCGATC
AATGTATG	0.33390	---CATACATT	CTTGTAAC	5.35838	--CTTGTAAC--
ATTTGTAC	0.33310	GTACAAAT---	ACTTATTA	5.28339	-ACTTATTA---
AAACACAC	0.32894	--AAACACAC-	AATGTATG	5.21311	AATGTATG----
ATAAAAAA	0.32864	--ATAAAAAA-	CACACACG	4.95511	CACACACG----
AATTTGTA	0.31841	-TACAAATT--	AATGAATC	4.92164	GATTCATT----
GACAAATA	0.31748	-GACAAATA--	GCCCAGCA	4.76443	-GCCCAGCA---
CTTATTAC	0.31737	---GTAATAAG	AAGCAGAA	4.76101	TTCTGCTT----