





## QC report

Top scoring motifs for Assay 13894

Protein ID: pTH14346.1 Gene: THAP2.FL Domain: THAP Flag: Reject Array: 1M-ME

8 mer E-scores for probeset 'all'			8 mer Z-scores for probeset 'all'		
Forward:		Reverse:	Forward:		Reverse:
					
Top 10	Scores	Alignment	Top 10	Scores	Alignment
AAACACAC	0.33713	--AAACACAC---	CAAACCCA	6.30751	-CAAACCCA---
CTGTATAC	0.33531	GTATACAG----	ATAAAAAA	5.80126	-ATAAAAAA---
ATAAATAA	0.33151	---ATAAATAA--	ATAATAAA	5.73521	-ATAATAAA---
AAAGAAAG	0.33006	--AAAGAAAG---	AAAGAAAG	5.72435	---AAAGAAAG-
ATCGATCA	0.32902	---ATCGATCA--	ATAAATAA	5.58599	-ATAAATAA---
CGGTGGGA	0.32698	-----CGGTGGGA	GCGATCGC	5.58581	--GCGATCGC--
AAATAATA	0.32501	--AAATAATA---	CACCAATA	5.56313	CACCAATA----
CACCAATA	0.31370	--CACCAATA---	GATATTAA	5.15232	--TTAATATC--
AAACAATA	0.31367	--AAACAATA---	AATCAGGT	5.06603	----AATCAGGT
AAGACAGA	0.31161	--AAGACAGA---	CATTAATC	5.02684	CATTAATC----