





## QC report

Top scoring motifs for Assay 13896

Protein ID: pTH14348.1 Gene: THAP4.DBD Domain: THAP Flag: Reject Array: 1M-ME

8 mer E-scores for probeset 'all'			8 mer Z-scores for probeset 'all'		
Forward:		Reverse:	Forward:		Reverse:
					
Top 10	Scores	Alignment	Top 10	Scores	Alignment
ACCCGCCC	0.36345	--ACCCGCCC-	ACCCGCCC	5.86628	GGCGGGT-----
ACACACAC	0.35918	--ACACACAC-	TATAAATA	5.48376	-----TATTATA-
AAACACAC	0.35901	--AAACACAC-	TATATGCA	5.34374	--TGCATATA---
ATGAATTA	0.35645	--TAATTCAT-	AACACACA	5.24932	--TGTGTGTT---
CGTACATA	0.35045	-CGTACATA--	CCCACCCA	5.21658	---CCCACCCA---
GTTATCAA	0.34669	GTTATCAA---	ATATTTTA	5.19742	----ATATTTTA--
GTACTTTA	0.34302	--TAAAGTAC-	ATTTACTA	5.18525	-----ATTTACTA
AATATCAC	0.34184	--AATATCAC-	CGCCCGCC	5.11866	-GGCGGGCG-----
CTCTTTTA	0.33515	--TAAAAGAG-	CGTATTTA	5.02106	---CGTATTTA---
CGCCCGCC	0.33313	---CGCCCGCC	AGTAAATA	5.02082	-----TATTTACT-