





## QC report

Top scoring motifs for Assay 13897

Protein ID: pTH14277.2 Gene: TERF1 Domain: Myb\_DNA-binding Flag: Reject Array: 1M-HK

8 mer E-scores for probeset 'all'			8 mer Z-scores for probeset 'all'		
Forward:		Reverse:	Forward:		Reverse:
					
Top 10	Scores	Alignment	Top 10	Scores	Alignment
CACCCACG	0.34284	--CACCCACG--	CACCCACG	4.35080	-CACCCACG---
CAACCCAC	0.33669	-CAACCCAC--	ACCACCAC	4.18014	---ACCACCAC-
AACCCACC	0.31909	--AACCCACC--	ACGGACCA	4.10245	--ACGGACCA--
ACCACCAC	0.31429	----ACCACCAC	ACGAGCCC	4.09143	--ACGAGCCC--
CTGTCCCA	0.31394	CTGTCCCA----	CAACCCAC	3.96838	---CAACCCAC-
ATGACCCA	0.31056	ATGACCCA----	AAGGTACA	3.76214	--AAGGTACA--
GACAATAA	0.30872	-TTATTGTC--	TTACAAAA	3.75562	----TTACAAAA
ACACACCA	0.30631	---ACACACCA-	CGCATGCG	3.74911	---CGCATGCG-
AACATATT	0.30386	--AACATATT--	AAACTGCC	3.71051	AAACTGCC----
AAACTGCC	0.30357	--AAACTGCC--	CTGTCCCA	3.62932	--CTGTCCCA--