





QC report

Top scoring motifs for Assay 13899

Protein ID: pTH14280.2 Gene: MYRFL Domain: NDT80_Phog Flag: Reject Array: 1M-HK

8 mer E-scores for probeset 'all'			8 mer Z-scores for probeset 'all'		
Forward:		Reverse:	Forward:		Reverse:
					
Top 10	Scores	Alignment	Top 10	Scores	Alignment
GGTCCACA	0.35230	--GGTCCACA----	TATACCGA	4.59758	TCGGTATA-----
TATACCGA	0.33747	TCGGTATA-----	ATTATCCC	4.50770	-----ATTATCCC
ATATTAAG	0.32560	---CTTAATAT---	CTGTATTA	4.36991	-CTGTATTA-----
AAGCCAGT	0.32337	--AAGCCAGT----	TGTTGAAA	4.32880	--TGTTGAAA----
AACAACAA	0.32110	---AACAACAA---	ATTATAAT	4.26539	--ATTATAAT---
TGTTGAAA	0.32049	--TTTCAACA----	ATATTAAG	4.26086	---ATATTAAG--
CCGGCGTC	0.31873	-CCGGCGTC-----	TATTAGAA	4.22846	----TATTAGAA-
GGTTCGTA	0.31618	--GGTTCGTA----	AAGCCAGT	4.08056	ACTGGCTT-----
GTATACTA	0.31542	---GTATACTA---	CTGTGCCA	4.05600	-CTGTGCCA-----
CACAGAAA	0.31364	-----CACAGAAA	GAAATTTC	4.01663	--GAAATTTC---