





## QC report

Top scoring motifs for Assay 13903

Protein ID: pTH14335.2 Gene: RFX8.DBD Domain: RFX\_DNA\_binding Flag: Reject Array: 1M-HK

8 mer E-scores for probeset 'all'			8 mer Z-scores for probeset 'all'		
Forward:		Reverse:	Forward:		Reverse:
					
Top 10	Scores	Alignment	Top 10	Scores	Alignment
AACACACA	0.34589	--AACACACA-	AACACACA	4.90799	---AACACACA
CAACAAAC	0.34231	-CAACAAAC--	AAAATAAA	4.66612	---AAAATAAA
TCCCGGGA	0.33690	TCCCGGGA---	AAAATAAG	4.35804	---AAAATAAG
ACGGTCCA	0.33269	---ACGGTCCA	AGCGCTAA	4.33826	---AGCGCTAA
AAAACAGA	0.32425	AAAACAGA--	CTAACGAA	4.31362	-CTAACGAA--
CTGTCTTA	0.32055	-TAAGACAG--	CTTATAAG	4.27507	---CTTATAAG
CTAAACTA	0.32025	---CTAAACTA	TCCCGGGA	4.22143	--TCCCGGGA-
GGAAAATA	0.31867	GGAAAATA--	CAACAAAC	4.17199	--CAACAAAC-
CGTCAAAC	0.31757	-CGTCAAAC--	TAACGTAA	4.13059	--TAACGTAA-
CTAACGAA	0.30914	CTAACGAA--	ACGGTCCA	4.10628	TGGACCGT---