





QC report

Top scoring motifs for Assay 13906

Protein ID: pTH14342.2 Gene: THAP10 Domain: THAP Flag: Reject Array: 1M-HK

8 mer E-scores for probeset 'all'			8 mer Z-scores for probeset 'all'		
Forward:		Reverse:	Forward:		Reverse:
					
Top 10	Scores	Alignment	Top 10	Scores	Alignment
CTATTATC	0.40320	GATAATAG---	AAATGAAA	6.92349	---AAATGAAA-
AATAAATT	0.38925	--AATAAATT	CTGTATTA	6.68149	--CTGTATTA--
CTGTATTA	0.37553	--TAATACAG-	CTATTATC	6.40427	---CTATTATC-
AAAATAAA	0.36859	-AAAATAAA--	AATAAATT	5.64253	-----AATAAATT
ATTAAGAG	0.36851	---ATTAAGAG	CATTATAG	5.53923	CATTATAG----
AGTATGAT	0.36690	-AGTATGAT--	ATATCACA	5.51879	----ATATCACA-
GATATGTA	0.36618	-GATATGTA--	CGCGCGCG	5.50261	---CGCGCGCG--
AATGAAAA	0.36065	-AATGAAAA--	ATATATGA	5.44348	--ATATATGA---
AAAAATAA	0.35858	AAAAATAA---	TATATGAA	5.41398	---TATATGAA--
AAATGAAA	0.35681	-AAATGAAA--	AATCTGAA	5.13170	---AATCTGAA--