





QC report

Top scoring motifs for Assay 13910

Protein ID: pTH14346.2 Gene: THAP2.FL Domain: THAP Flag: Reject Array: 1M-HK

8 mer E-scores for probeset 'all'			8 mer Z-scores for probeset 'all'		
Forward:		Reverse:	Forward:		Reverse:
					
Top 10	Scores	Alignment	Top 10	Scores	Alignment
TGTATTAA	0.35492	----TTAATACA-	GGAAAATA	5.87511	---GGAAAATA---
GGAAAATA	0.32779	----GGAAAATA-	AATTTAAA	5.84063	-----AATTTAAA-
GAGGATAA	0.32266	-----GAGGATAA	ACCTATAG	5.30930	-----CTATAGGT
ATGTTACC	0.32009	---GGTAACAT--	ATGTTACC	5.08268	--GGTAACAT----
CCTCGGCG	0.31913	CCTCGGCG-----	TCAATTAA	4.90687	----TCAATTAA--
TATTTGCA	0.31758	----TGCAAATA-	GATAGTAA	4.73398	----GATAGTAA--
CGCGAATA	0.31531	----CGCGAATA-	TCTCGAGA	4.60746	TCTCGAGA-----
ACAAAAAA	0.31474	----ACAAAAAA-	TGTATTAA	4.55714	---TTAATACA---
TGTTACAA	0.31073	--TTGTAACA---	ATGAAAAT	4.55494	--ATGAAAAT----
ACTTTTAT	0.30972	----ATAAAAGT-	GAGGATAA	4.42013	----GAGGATAA--