





## QC report

Top scoring motifs for Assay 13918

Protein ID: pTH14213.1 Gene: TIGD4.FL Domain: CENP-B\_N Flag: Reject Array: 1M-ME

8 mer E-scores for probeset 'all'			8 mer Z-scores for probeset 'all'		
Forward:		Reverse:	Forward:		Reverse:
					
Top 10	Scores	Alignment	Top 10	Scores	Alignment
ATACACAT	0.39084	-----ATGTGTAT-	ATACACAT	3.92429	ATACACAT---
AATATCAC	0.38717	----AATATCAC--	GTGCGCAC	3.82013	GTGCGCAC---
AAATTTGT	0.38116	-ACAAATTT-----	CAATTGCG	3.67202	---CAATTGCG
ACAACAAT	0.37908	-----ACAACAAT-	ACATATGT	3.63173	--ACATATGT-
ATAATATA	0.37316	--ATAATATA----	ATATATAT	3.60209	ATATATAT---
ACACTACA	0.36608	-----ACACTACA-	CACATATG	3.57481	-CACATATG--
TAACGTTA	0.36528	---TAACGTTA---	ACACTACA	3.48228	--ACACTACA-
AAGTGATA	0.36430	-----TATCACTT	AACGAATT	3.40272	-AACGAATT--
AACGAATT	0.36271	AACGAATT-----	GATCAGAA	3.34709	-TTCTGATC--
AATATCAA	0.36142	----AATATCAA--	AAATTTGT	3.32453	--ACAAATTT-