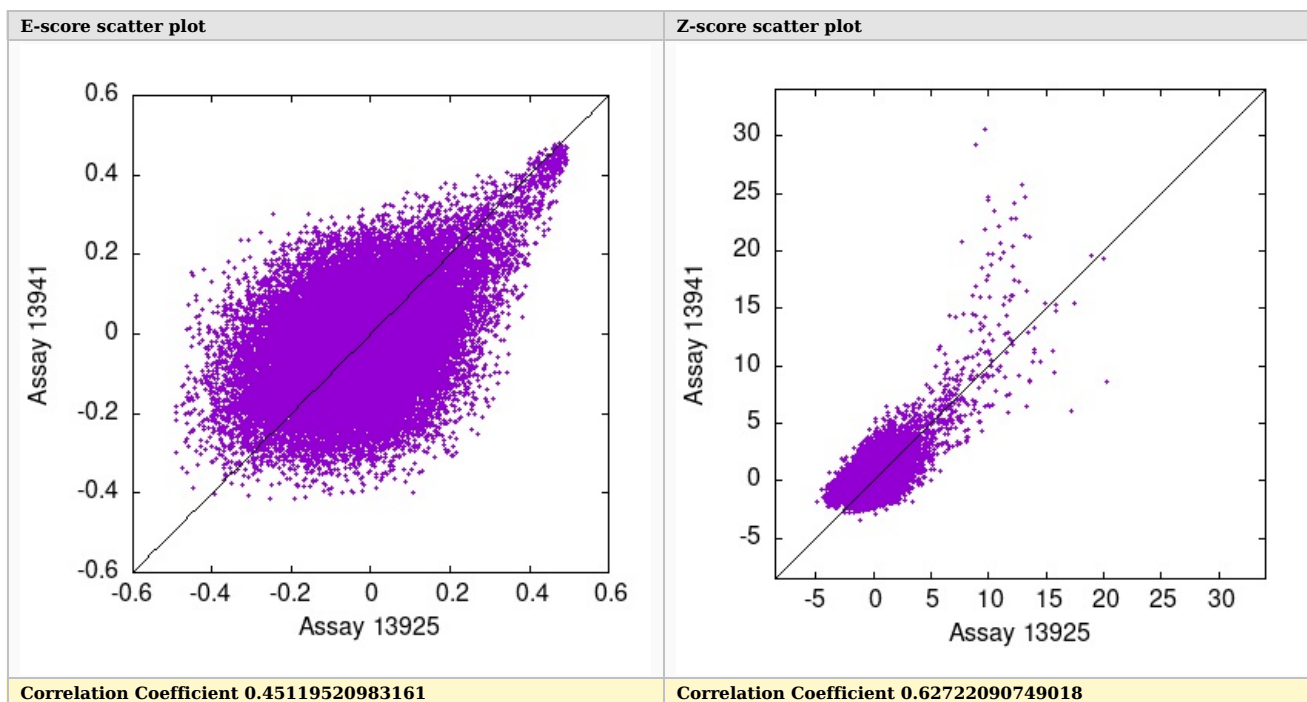


QC report



Top scoring motifs for Assay 13925

Protein ID: pTH14231.1 Gene: ZGLP1.FL Domain: GATA Flag: Pass matched_pair Array: 1M-ME

8 mer E-scores for probeset 'all'

Forward:	Reverse:	
Top 10	Scores	Alignment
GATCGATC	0.49644	GATCGATC---
ATCGATCG	0.49532	-ATCGATCG--
GCGATCGC	0.49319	--GCGATCGC-
ATGATCAT	0.49264	--ATGATCAT-
ATCGATCA	0.49120	-ATCGATCA--
CGATCGCG	0.49115	---CGATCGCG
ACGATCGT	0.49109	--ACGATCGT-
CGATCGGA	0.49042	---CGATCGGA
GATGATCA	0.49016	---TGATCATC
GCGATCGA	0.48718	--TCGATCGC-

8 mer Z-scores for probeset 'all'

Forward:		Reverse:
Top 10	Scores	Alignment
ATCGATCG	20.30647	-ATCGATCG--
GATCGATC	19.99364	GATCGATC---
GCGATCGC	18.87720	--GCGATCGC-
ATGATCAT	17.44901	--ATGATCAT-
ACGATCGT	17.10858	---ACGATCGT-
GATGATCA	15.81041	---TGATCATC
ATCGATCA	15.77328	-ATCGATCA--
CGATCGGA	15.76326	---CGATCGGA
CGATCGCG	15.55654	---CGATCGCG
CGATCGCA	14.88697	---CGATCGCA



Top scoring motifs for Assay 13941

Protein ID: pTH14231.2 Gene: ZGLP1.FL Domain: GATA Flag: Pass matched_pair Array: 1M-HK

8 mer E-scores for probeset 'all'

Forward:	Reverse:	
Top 10	Scores	Alignment
TTGATCAA	0.48027	-TTGATCAA-
GTGATCAA	0.47646	-GTGATCAA-
TGATCACA	0.47464	TGTGATCA--
TGATCAAA	0.47426	--TGATCAAA
CGTGATCA	0.47405	CGTGATCA--
CGATCAGC	0.47365	CGTGATCG--
ATTGATCA	0.47348	--TGATCAAT
ACCGATCA	0.47326	ACCGATCA--
GTGATCAC	0.47224	-GTGATCAC-
CGATCAAA	0.47220	--CGATCAAA

8 mer Z-scores for probeset 'all'

Forward:		Reverse:	
			
Top 10	Scores	Alignment	
TGATCACA	30.50083	- -TGATCACA	
GTGATCAA	29.26744	- TTGATCAC -	
TCGATCGA	25.79891	- TCGATCGA -	
ACGATCAC	24.68139	- ACGATCAC -	
ATTGATCA	24.67758	ATTGATCA - -	
AACGATCA	24.34985	AACGATCA - -	
CACGATCG	24.12365	CACGATCG - -	
CACGATCA	23.45950	CACGATCA - -	
CGTGATCA	22.83875	- -TGATCAGC	
GTGATCAC	22.83875	- GTGATCAC -	