





QC report

Top scoring motifs for Assay 13933

Protein ID: pTH14211.2 Gene: TIGD3.FL Domain: CENP-B_N Flag: Passed Array: 1M-HK

| 8 mer E-scores for probeset 'all' | | | 8 mer Z-scores for probeset 'all' | | |
|--|---------|---|--|----------|---|
| Forward: | | Reverse: | Forward: | | Reverse: |
|  | |  |  | |  |
| Top 10 | Scores | Alignment | Top 10 | Scores | Alignment |
| GTGAATAA | 0.48906 | --TTATTCAC | CTGAATAA | 15.67140 | --TTATTCAG |
| CTGAATAA | 0.48774 | --TTATTCAG | GTTATTCA | 15.34901 | -GTTATTCA- |
| GTTATTCA | 0.48760 | -GTTATTCA- | GTGAATAA | 15.09619 | --TTATTCAC |
| TGAATAAA | 0.48576 | -TTTATTCA- | GAATATTC | 14.42377 | GAATATTC-- |
| ATTATTCA | 0.48483 | -ATTATTCA- | TGAATAAA | 13.86219 | -TTTATTCA- |
| ATTATGCA | 0.48404 | -ATTATGCA- | TTATTCAA | 13.35053 | --TTATTCAA |
| TTATTCAA | 0.47819 | --TTATTCAA | ATTATGCA | 13.20099 | -ATTATGCA- |
| GAATATTC | 0.47804 | GAATATTC-- | ATTATTCA | 13.11141 | -ATTATTCA- |
| TTATGCAA | 0.47516 | --TTATGCAA | ATGAATAA | 11.97586 | --TTATTTCAT |
| ATGAATAA | 0.47486 | --TTATTCAT | TTATGCAA | 11.93121 | --TTATGCAA |