





## QC report

Top scoring motifs for Assay 13947

Protein ID: pTH14351.1 Gene: THAP6 Domain: THAP Flag: Reject Array: 1M-ME

8 mer E-scores for probeset 'all'			8 mer Z-scores for probeset 'all'		
Forward:		Reverse:	Forward:		Reverse:
					
Top 10	Scores	Alignment	Top 10	Scores	Alignment
CTCTAATC	0.38297	--CTCTAATC--	CTCTAATC	5.29172	-CTCTAATC---
CGTAACA	0.35104	--CCGTAACA--	CGTAATAA	5.14522	--CGTAATAA--
TGTTGTAA	0.34786	TGTTGTAA---	CTTCTTAC	4.97455	---GTAAGAAG--
CGTAACAC	0.34243	---CGTAACAC	ATATTTAA	4.95676	---ATATTTAA--
ATACAACA	0.34189	--ATACAACA--	ACTTATAC	4.84499	---GTATAAGT--
TATAAATA	0.34057	--TATAAATA--	GCCAATAA	4.72624	--GCCAATAA--
TCAGTAAA	0.34015	-TCAGTAAA--	TATAAATA	4.61134	----TATTTATA
CCAACACA	0.33666	--CCAACACA--	ATTACGTA	4.56483	TACGTAAT---
CGTAATAA	0.33536	---CGTAATAA	CCCAACCG	4.54464	--CCCAACCG--
GCGCAACA	0.33127	--GCGCAACA--	GTAAACAC	4.48298	---GTAAACAC--