





QC report

Top scoring motifs for Assay 13950

Protein ID: pTH14354.1 Gene: THAP8.FL Domain: THAP Flag: Reject Array: 1M-ME

8 mer E-scores for probeset 'all'			8 mer Z-scores for probeset 'all'		
Forward:		Reverse:	Forward:		Reverse:
					
Top 10	Scores	Alignment	Top 10	Scores	Alignment
GTGGGTTA	0.34374	TAACCCAC---	GTGGGTTA	5.08120	-----TAACCCAC
ATAATAAA	0.32991	---ATAATAAA-	GTTTAATA	5.07643	--TATTAAAC---
ATGTGAAC	0.32265	GTTCCACAT---	ATAATAAA	4.67680	-ATAATAAA----
ACCAATAC	0.31145	--ACCAATAC--	TAAGTGTA	4.62312	TACACTTA-----
TAAGTGTA	0.31038	-TACACTTA--	ATGTGAAC	4.62296	-ATGTGAAC-----
TCGTGGAA	0.31020	-TTCCACGA--	ATATTAAC	4.61883	-ATATTAAC-----
CGCCAACA	0.31011	-CGCCAACA--	ACACACAT	4.52400	-ACACACAT-----
ATGGACAT	0.30903	ATGTCCAT---	ACCAATAC	4.37819	-GTATTGGT-----
GTTTAATA	0.30807	-GTTTAATA--	CGCGCACG	4.28893	--CGCGCACG---
CAATAGTG	0.30517	----CAATAGTG	GGTTGTAC	4.23556	-GTACAACC-----