





QC report

Top scoring motifs for Assay 13956

Protein ID: pTH14336.3 Gene: SP100.DBD Domain: SAND Flag: Reject Array: 1M-ME

8 mer E-scores for probeset 'all'			8 mer Z-scores for probeset 'all'		
Forward:		Reverse:	Forward:		Reverse:
					
Top 10	Scores	Alignment	Top 10	Scores	Alignment
ACCCGCCC	0.36863	-GGGCGGGT--	GTCCGGAC	7.57358	-GTCCGGAC-
GCCGCGGC	0.35922	-GCCGCGGC--	AACACGGA	6.81165	--AACACGGA
GTCCGGAC	0.35562	--GTCCGGAC--	CGCGCGCG	6.75259	CGCGCGCG--
CGCGCGCG	0.35498	-CGCGCGCG--	GTGTTTCA	6.47087	-GTGTTTCA-
GCATATGC	0.35339	-GCATATGC--	GCGCGCGA	6.28952	-GCGCGCGA-
CCGCGGCA	0.35223	--CCGCGGCA--	GAGTATCA	5.99935	-GAGTATCA-
TCTCGAGA	0.34820	TCTCGAGA---	ACCCGCCC	5.92448	-GGGCGGGT-
CGCGCGGC	0.34563	-CGCGCGGC--	GTGCGCAC	5.77787	-GTGCGCAC-
ACGGCCGC	0.34167	----GCGGCCGT	ACCCTGCC	5.76746	ACCCTGCC--
TGCATGCA	0.34035	-TGCATGCA--	GCACGTGC	5.76536	-GCACGTGC-