





QC report

Top scoring motifs for Assay 13972

Protein ID: pTH14336.4 Gene: SP100.DBD Domain: SAND Flag: Reject Array: 1M-HK

8 mer E-scores for probeset 'all'			8 mer Z-scores for probeset 'all'		
Forward:		Reverse:	Forward:		Reverse:
					
Top 10	Scores	Alignment	Top 10	Scores	Alignment
AAATTACG	0.39810	CGTAATTT---	CGTAAAAA	6.87619	--CGTAAAAA--
CGTAAAAA	0.38781	---CGTAAAAA-	AATATAAA	6.49336	--AATATAAA-
AATAAATT	0.37582	---AATAAATT-	ATAATATA	6.36744	ATAATATA---
AATATAAA	0.37542	---AATATAAA-	TAATAATA	6.10617	-TAATAATA--
GTATGTTA	0.36360	--TAACATAC--	GGCCGGCC	5.85249	--GGCCGGCC--
ATAATATA	0.36321	-ATAATATA---	ACTATAAT	5.53130	--ACTATAAT--
ACTATAAT	0.36053	---ACTATAAT-	AATAAATT	5.34776	--AATAAATT--
CGGAACAG	0.35453	CGGAACAG---	AATATATT	5.28052	--AATATATT--
GATATGTA	0.35149	---GATATGTA-	CGTGATCC	5.16238	---GGATCACG
ATCCGGAT	0.34803	----ATCCGGAT	TATTATAA	5.13927	-TATTATAA--