





QC report

Top scoring motifs for Assay 14310

Protein ID: pTH14209.3 Gene: JRK.FL Domain: CENP-B_N Flag: Reject Array: 1M-ME

8 mer E-scores for probeset 'all'			8 mer Z-scores for probeset 'all'		
Forward:		Reverse:	Forward:		Reverse:
					
Top 10	Scores	Alignment	Top 10	Scores	Alignment
TATCCGGA	0.43485	----TATCCGGA---	TATCCGGA	8.16667	-----TCCGGATA
ATCCGGAA	0.42030	-----ATCCGGAA--	ATCCGGAA	6.93034	----TTCCGGAT-
CTTATTAC	0.35678	--CTTATTAC-----	CATGCATG	6.10227	--CATGCATG---
CAGAAACA	0.35104	--TGTTTCTG-----	ATAATATA	5.47576	TATATTAT-----
GCAAATTA	0.34351	----TAATTTGC---	ATTCCGGA	4.93102	---ATCCGGA--
CTCTCCCC	0.33199	---CTCTCCCC-----	CATTCATA	4.76055	--CATTCATA---
AATGGGTA	0.32931	----AATGGGTA---	ATAATTCA	4.74965	ATAATTCA-----
ATAATATA	0.32844	ATAATATA-----	GTTATAAC	4.69429	GTTATAAC-----
CATTCATA	0.32696	----CATTCATA---	TATAACCA	4.64384	--TATAACCA---
CCAGTCCA	0.32453	-----CCAGTCCA	AAACTAGC	4.61648	---AAACTAGC--