





QC report

Top scoring motifs for Assay 14436

Protein ID: pTH15573.1 Gene: NFKB1 Domain: RHD Flag: Reject Array: 1M-ME

8 mer E-scores for probeset 'all'			8 mer Z-scores for probeset 'all'		
Forward:		Reverse:	Forward:		Reverse:
					
Top 10	Scores	Alignment	Top 10	Scores	Alignment
ACTTTTAA	0.34041	-TTAAAAGT--	ACTTTTAA	5.86336	---ACTTTTAA--
TCGTATAA	0.32407	--TTATACGA--	ATCGCGAT	5.49874	---ATCGCGAT--
ATGGCGCC	0.32383	ATGGCGCC----	AGACTTAT	4.69210	-AGACTTAT----
TAGAGACA	0.31207	-TAGAGACA---	ATTACTA	4.64976	-----TAGTAAAT
GATTAATA	0.30383	-GATTAATA---	ATGACTTC	4.64652	ATGACTTC-----
CTGACCTA	0.30275	-CTGACCTA---	GTCCAGAA	4.54619	-----TTCTGGAC-
CGACATGA	0.30195	----CGACATGA	AGCCCCAA	4.52740	---AGCCCCAA--
AGGTCACG	0.29949	--CGTGACCT--	GCCCTTAA	4.50952	---GCCCTTAA--
AGTCTATA	0.29563	-TATAGACT---	CTGCAAAG	4.38529	----CTTTGCAG-
TAACCCAA	0.29500	-TTGGGTTA---	GATTAATA	4.36241	-----TATTAATC