





## QC report

Top scoring motifs for Assay 13648

Protein ID: pTH14237.2 Gene: HMG20A.DBD Domain: HMG\_box Flag: Reject Array: 1M-HK

8 mer E-scores for probeset 'all'			8 mer Z-scores for probeset 'all'		
Forward:		Reverse:	Forward:		Reverse:
					
Top 10	Scores	Alignment	Top 10	Scores	Alignment
ATGCGCAT	0.37455	----ATGCGCAT-	TATGCATA	6.41114	-----TATGCATA
CTATATAG	0.36325	--CTATATAG---	ACACGTAT	6.31473	ACACGTAT-----
GCATATGC	0.35769	--GCATATGC---	CATATATG	6.24307	-CATATATG----
ATATTATA	0.35341	TATAATAT-----	ATGCGCAT	6.19453	----ATGCGCAT-
ATATATCC	0.35147	--ATATATCC---	ATATATCC	5.89919	--ATATATCC---
GAGATATA	0.34813	---TATATCTC--	AGAATTCT	5.84907	--AGAATTCT---
ATTAATAG	0.34807	----CTATTAAT-	GAGATATA	5.81474	---TATATCTC--
TATCGATA	0.34367	-----TATCGATA	TATCGATA	5.76213	-----TATCGATA
TAATATAA	0.34327	--TAATATAA---	ATATCGAT	5.69433	----ATATCGAT-
ATATCGAT	0.34271	----ATATCGAT-	GATATATC	5.68953	-GATATATC----