
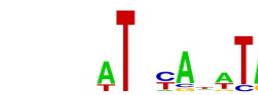




QC report

Top scoring motifs for Assay 13672

Protein ID: pTH14291.1 Gene: CHCHD3.FL Domain: Unknown Flag: Reject Array: 1M-ME

| 8 mer E-scores for probeset 'all' | | | 8 mer Z-scores for probeset 'all' | | |
|--|---------|---|--|---------|---|
| Forward: | | Reverse: | Forward: | | Reverse: |
|  | |  |  | |  |
| Top 10 | Scores | Alignment | Top 10 | Scores | Alignment |
| ATGTACAT | 0.42365 | --ATGTACAT-- | ATGTACAT | 7.81239 | --ATGTACAT-- |
| ATACAACA | 0.40940 | ----ATACAACA | TATATGCA | 6.39589 | TATATGCA--- |
| TGTATACA | 0.40070 | -TGTATACA--- | ATACAACA | 6.27760 | ----ATACAACA |
| AATGCATT | 0.38267 | ---AATGCATT- | ATACGTAT | 6.23695 | -ATACGTAT-- |
| TATATGCA | 0.37949 | -TATATGCA--- | TGTATACA | 5.56656 | TGTATACA--- |
| ATACGTAT | 0.37583 | --ATACGTAT-- | ACATGCTA | 5.31682 | -ACATGCTA-- |
| TAACGAAA | 0.36304 | -TAACGAAA--- | CAACATA | 5.24588 | TATGTTTG--- |
| GTACTTTA | 0.36083 | GTACTTTA---- | TGTTGTAA | 5.23709 | TGTTGTAA--- |
| ACAATTGG | 0.36016 | ACAATTGG---- | TACAAATA | 5.01884 | TATTTGTA--- |
| TACAAATA | 0.35903 | -TATTTGTA--- | ATAATATA | 4.98555 | TATATTAT--- |