





## QC report

Top scoring motifs for Assay 13676

Protein ID: pTH14257.2 Gene: HSFX2.DBD Domain: HSF\_DNA-bind Flag: Reject Array: 1M-HK

8 mer E-scores for probeset 'all'			8 mer Z-scores for probeset 'all'		
Forward:		Reverse:	Forward:		Reverse:
					
Top 10	Scores	Alignment	Top 10	Scores	Alignment
GTGATCAC	0.39918	---GTGATCAC----	TCACGTGA	5.72209	TCACGTGA----
TCACGTGA	0.39377	-----TCACGTGA	TGTTAACA	4.98299	--TGTTAACA--
GTGTACAC	0.38546	---GTGTACAC----	GTATACTA	4.82274	----GTATACTA
GTATACTA	0.38513	---GTATACTA----	ATGTTAAC	4.60649	--ATGTTAAC--
AAGTACTT	0.37934	---AAGTACTT----	AAGTACTT	4.60472	--AAGTACTT--
TGTTAACA	0.37013	----TGTTAACA----	GTGTACAC	4.43678	--GTGTACAC--
GATATGTA	0.36782	GATATGTA-----	AATTTAAA	4.30516	--AATTTAAA--
AATTTCAA	0.36568	--AATTTCAA----	CGAATTCG	4.08142	---CGAATTCG
CGTATGAA	0.36472	--CGTATGAA-----	ATACATGC	3.93514	GCATGTAT----
TGGATCCA	0.36139	----TGGATCCA----	TGGATCCA	3.87911	--TGGATCCA--