





## QC report

Top scoring motifs for Assay 13686

Protein ID: pTH14285.2 Gene: BRF2.FL Domain: Unknown Flag: Reject Array: 1M-HK

8 mer E-scores for probeset 'all'			8 mer Z-scores for probeset 'all'		
Forward:		Reverse:	Forward:		Reverse:
					
Top 10	Scores	Alignment	Top 10	Scores	Alignment
ACATGCAT	0.33343	-----ACATGCAT	CGCTTCCC	6.00168	-CGCTTCCC--
AAGGAGTC	0.33235	----GACTCCTT-	GCACGTGC	5.50406	--GCACGTGC-
AGTCGGAT	0.31843	ATCCGACT-----	GATAGAAC	5.45951	---GATAGAAC
CAAAGTAG	0.31416	---CTACTTTG--	ATTCCAAA	5.41028	---TTTGAAT
CGACTCGC	0.31228	---CGACTCGC--	ATGCTATC	5.31724	ATGCTATC--
CCGCACAG	0.31099	---CCGCACAG--	GTCTGAAA	5.31683	---GTCTGAAA
GCCCTGAA	0.30968	----GCCCTGAA-	CCATAACG	5.18908	-CGTTATGG--
GAGTCGCC	0.30325	-GGCGACTC----	TCAATTGA	5.18490	-TCAATTGA--
GATACCAA	0.29279	-TTGGTATC----	ACGCAGCG	4.99467	-CGCTGCGT--
GGGAACA	0.29119	---TGTTCCCC--	GCTTTGAA	4.96682	--GCTTTGAA-