





QC report

Top scoring motifs for Assay 13719

Protein ID: pTH14238.2 Gene: HMG3.FL Domain: HMG_box Flag: Reject Array: 1M-HK

8 mer E-scores for probeset 'all'			8 mer Z-scores for probeset 'all'		
Forward:		Reverse:	Forward:		Reverse:
					
Top 10	Scores	Alignment	Top 10	Scores	Alignment
ACTTTTAA	0.37219	-TTAAAAGT--	GTGATCAC	4.15692	----GTGATCAC-
CACGCAAG	0.36908	--CACGCAAG	ACCACTAA	4.01927	----ACCACTAA-
ATAACGAT	0.36260	-ATAACGAT--	ACACGCAA	4.00838	ACACGCAA-----
ACACGCAA	0.35926	--TTGCGTGT-	CGCGCGCG	3.98420	-----CGCGCGCG
GCGTGATA	0.35738	TATCACGC--	ATTTGAC	3.92501	--GTCGAAAT--
AAACGAGC	0.35291	--AAACGAGC-	ATAACGAT	3.72434	----ATAACGAT-
AGCAATAC	0.34854	---AGCAATAC	GCAAATAC	3.64540	----GCAAATAC-
ATAATCAC	0.34845	-ATAATCAC--	AAACGAGC	3.52449	-----AAACGAGC
ATAGTTGC	0.34717	-GCAACTAT--	ATGATTG	3.42859	-----CAAATCAT
ATTGTACA	0.34679	-TGTACAAT--	GAAATTTC	3.40934	----GAAATTTC-