





QC report

Top scoring motifs for Assay 13730

Protein ID: pTH14316.1 Gene: PLSCR1.FL Domain: Unknown Flag: Reject Array: 1M-ME

| 8 mer E-scores for probeset 'all' | | | 8 mer Z-scores for probeset 'all' | | |
|---|---------|---|--|---------|---|
| Forward: | | Reverse: | Forward: | | Reverse: |
|  | |  |  | |  |
| Top 10 | Scores | Alignment | Top 10 | Scores | Alignment |
| GTACTATA | 0.39465 | --TATAGTAC--- | TGTATACA | 6.94656 | TGTATACA----- |
| TGTATACA | 0.39144 | TGTATACA----- | ATGCAGTA | 5.60672 | ----TACTGCAT-- |
| TACTATAA | 0.38964 | ----TACTATAA-- | ATACAACA | 5.43740 | --ATACAACA---- |
| ATACAACA | 0.37209 | ---ATACAACA-- | AAAACATA | 5.12483 | -----AAAACATA- |
| ATGTTGTA | 0.36844 | ----TACAACAT- | ATTACGTA | 5.11581 | ----TACGTAAT-- |
| AAAACATA | 0.36798 | -----AAAACATA | ACAACAAT | 4.83195 | -----ACAACAAT- |
| ATGCAGTA | 0.36665 | ----TACTGCAT- | AACGTTGT | 4.69864 | -----ACAACGTT- |
| CTACAACA | 0.36002 | --CTACAACA-- | AGACGTCT | 4.67079 | ---AGACGTCT--- |
| ACTGTTAT | 0.35768 | -----ATAACAGT | CAACGTTG | 4.56800 | -----CAACGTTG |
| TATACAAA | 0.35706 | --TATACAAA--- | TGTTGCAA | 4.55032 | ---TTGCAACA--- |