





QC report

Top scoring motifs for Assay 13735

Protein ID: pTH14324.1 Gene: SAFB.DBD Domain: Unknown Flag: Reject Array: 1M-ME

8 mer E-scores for probeset 'all'			8 mer Z-scores for probeset 'all'		
Forward:		Reverse:	Forward:		Reverse:
					
Top 10	Scores	Alignment	Top 10	Scores	Alignment
GCATGCAA	0.43075	--GCATGCAA---	GCACGTGC	8.91122	---GCACGTGC---
GCACGTGC	0.41904	--GCACGTGC---	AAAATTTT	7.01101	---AAAATTTT---
ACGCATGC	0.40573	ACGCATGC----	CGTGCACG	6.68290	-----CGTGCACG
TGTGCACA	0.40281	---TGTGCACA--	TGTGCACA	6.30576	-----TGTGCACA
TGCATGCA	0.40118	-TGCATGCA----	TGCATGCA	6.16282	----TGCATGCA--
GCATGCCC	0.39927	--GCATGCCC---	CACGCGCG	5.72222	----CACGCGCG--
CGTGCACG	0.39882	---CGTGCACG--	CAAATTTG	5.62344	----CAAATTTG--
GCATGCAC	0.38598	--GCATGCAC---	GCATGCAA	5.56692	---GCATGCAA---
CATGTGCA	0.38499	-----TGACATG	CGCACGTC	5.10544	--CGCACGTC----
AAAATTTT	0.37976	-AAAATTTT----	ACAGCATG	4.89335	ACAGCATG-----