





## QC report

Top scoring motifs for Assay 13755

Protein ID: pTH14328.1 Gene: SNAPC2.FL Domain: Unknown Flag: Reject Array: 1M-ME

8 mer E-scores for probeset 'all'			8 mer Z-scores for probeset 'all'		
Forward:		Reverse:	Forward:		Reverse:
					
Top 10	Scores	Alignment	Top 10	Scores	Alignment
AACACACA	0.37738	--AACACACA-	CAGATTTA	5.26994	---TAAATCTG
CAGATTTA	0.35366	-TAAATCTG--	GTTTCTGA	4.84484	TCAGAAAC---
GACGAATA	0.34149	--GACGAATA-	AAAAATAT	4.60320	--AAAAATAT-
GTTTCTGA	0.33811	---TCAGAAAC	AAATATAT	4.60320	--AAATATAT-
CTTTTCGC	0.33425	---GCGAAAAG	AGTAATAT	4.31526	--AGTAATAT-
CCAACACA	0.33399	CCAACACA---	GATCAGAA	4.30769	--GATCAGAA-
GTTTGGTA	0.32931	-TACCAAC--	AACACACA	4.29099	---AACACACA
ATAATAAA	0.32915	--ATAATAAA-	CCAACACA	4.26449	-CCAACACA--
ATATATAA	0.32073	---ATATATAA	AAAAAATA	4.26208	-AAAAAATA--
AAACACAC	0.31825	-AAACACAC--	CTACAACC	4.24280	-CTACAACC--