





QC report

Top scoring motifs for Assay 13759

Protein ID: pTH14333.1 Gene: TMF1.DBD Domain: Unknown Flag: Reject Array: 1M-ME

8 mer E-scores for probeset 'all'			8 mer Z-scores for probeset 'all'		
Forward:		Reverse:	Forward:		Reverse:
					
Top 10	Scores	Alignment	Top 10	Scores	Alignment
GGCAGACA	0.36477	GGCAGACA--	TTACTGAA	5.96564	--TTACTGAA----
CTCTAATC	0.34654	--CTCTAATC	GGCAGACA	5.08597	--TGCTGCC----
ACACACAC	0.34234	-ACACACAC-	CTCTAATC	4.92865	GATTAGAG-----
ACCAATAC	0.33560	-ACCAATAC-	TACTTTAA	4.78747	---TACTTTAA---
AAACACAC	0.33528	-AAACACAC-	ATGTGAAG	4.78543	---ATGTGAAG---
CTTTTAC	0.33503	-GTAAAAAG-	CGAAGAAA	4.77132	--TTTCTTCG----
TAGGTAGA	0.33242	TAGGTAGA--	ATATTATC	4.70810	-GATAATAT-----
TTACTGAA	0.33159	TTCAGTAA--	CAAATTCA	4.58403	-----TGAATTTG
CACCAATA	0.32799	--CACCAATA	TATACAGA	4.52536	-TATACAGA-----
ACACACAG	0.31955	-ACACACAG-	GTGAGGGA	4.51721	-GTGAGGGA-----