





## QC report

Top scoring motifs for Assay 13760

Protein ID: pTH14336.1 Gene: SP100.DBD Domain: SAND Flag: Reject Array: 1M-ME

8 mer E-scores for probeset 'all'			8 mer Z-scores for probeset 'all'		
Forward:		Reverse:	Forward:		Reverse:
					
Top 10	Scores	Alignment	Top 10	Scores	Alignment
ATGTGAAG	0.36491	---ATGTGAAG--	GTGGGTGA	7.04279	TCACCCAC----
CCCGCCCA	0.36367	---TGGGCGGG--	CGGACAAA	6.66076	CGGACAAA----
AATCGCGA	0.35340	--AATCGCGA---	AATCGCGA	6.32173	-----AATCGCGA
GTGGGTGA	0.35305	-GTGGGTGA----	ACGACAAC	6.17636	ACGACAAC----
GCATATGC	0.34905	-GCATATGC----	ATCGCGAT	5.53195	ATCGCGAT----
GATTAATC	0.34703	----GATTAATC-	ATATAAAT	5.27974	ATATAAAT----
ACGACAAC	0.34539	---ACGACAAC--	TATAAATA	5.15725	-TATAAATA----
CATATATG	0.34533	CATATATG----	ACAACAAT	5.02782	ACAACAAT----
ACGTATAA	0.34451	---ACGTATAA--	CAATTGCG	5.00210	----CAATTGCG-
ACCGCCCC	0.33811	-----GGGCGGGT	ATGTGAAG	4.91105	-CTTCACAT----