





QC report

Top scoring motifs for Assay 13766

Protein ID: pTH14314.1 Gene: PHF19.FL Domain: Unknown Flag: Reject Array: 1M-ME

| 8 mer E-scores for probeset 'all' | | | 8 mer Z-scores for probeset 'all' | | |
|---|---------|---|--|---------|---|
| Forward: | | Reverse: | Forward: | | Reverse: |
|  | |  |  | |  |
| Top 10 | Scores | Alignment | Top 10 | Scores | Alignment |
| GTATAATA | 0.34605 | TATTATAC----- | TTTATAAA | 5.07703 | -TTTATAAA--- |
| TGGGGAAA | 0.33947 | -----TTTCCCA | ATCAGTAA | 4.87635 | ----TTACTGAT |
| ATATAATA | 0.33567 | TATTATAT----- | ATATAATA | 4.84114 | --ATATAATA-- |
| GGGGAAAC | 0.33341 | ----GTTTCCCC- | CCAACACA | 4.78963 | --TGTGTTGG- |
| ACAAATAC | 0.33316 | --GTATTTGT--- | ACTATTCG | 4.70995 | -CGAATAGT--- |
| GATCGATC | 0.32735 | GATCGATC----- | ATTATATA | 4.52039 | ATTTATAA---- |
| ACGGGGAA | 0.32520 | -----TTCCCCGT | GTATAATA | 4.37919 | --GTATAATA-- |
| ACATCTAG | 0.32424 | -CTAGATGT---- | TATAATAA | 4.34379 | ---TATAATAA- |
| ATTGTTTC | 0.32363 | -ATTGTTTC---- | GAGTGTGC | 4.33138 | --GCACACTC-- |
| CTGTATAC | 0.32194 | --CTGTATAC--- | CTGTATAC | 4.30562 | CTGTATAC---- |